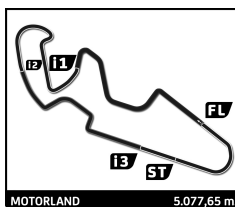


GT-CET

CAMPEONATO DE ESPAÑA



GT-CET

Trofeo de velocidad Motorland 2024

Libres 2

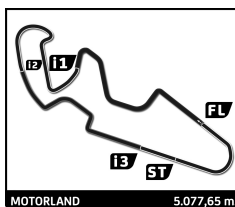
Sector Analysis

Invalidated Lap							Personal Best	Session Best	Crossing the pit lane						
Lap	Time	Sector 1	Sector 2	Sector 3	Sector 4	Elapsed	Lap	Time	Sector 1	Sector 2	Sector 3	Sector 4	Elapsed		
6 Manuel Cañizares Tortosa															
RX PRO RACING							PEUGEOT 308 RACING CUP								
1	2:56.584	1:17.520	39.918	25.202	33.944	2:56.584	15	2:09.003	35.602	36.244	24.743	32.414	35:31.634		
2	2:15.160	39.951	37.252	24.512	33.445	5:11.744	16	3:06.398 B	40.443	49.860	35.146	1:00.949	38:38.032		
3	2:10.770	36.498	36.885	24.177	33.210	7:22.514	17	7:14.789	5:41.165	36.567	24.211	32.846	45:52.821		
4	2:17.338 B	37.505	36.830	24.163	38.840	9:39.852	18	2:12.498	36.836	36.943	24.662	34.057	48:05.319		
5	3:26.503	1:52.621	37.169	24.095	32.618	13:06.355	19	2:11.223	37.414	37.045	23.864	32.900	50:16.542		
6	2:09.259	35.874	36.711	23.909	32.765	15:15.614									
7	2:09.059	35.562	36.420	24.219	32.858	17:24.673									
8	2:09.503	36.369	36.268	23.740	33.126	19:34.176									
9	2:09.327	35.953	36.326	24.207	32.841	21:43.503									
10	2:19.325 B	35.520	36.186	23.623	43.996	24:02.828									
11	4:15.810	2:39.813	37.468	25.717	32.812	28:18.638									
12	2:08.913	35.796	36.373	24.178	32.566	30:27.551									
13	2:08.039	35.496	36.302	23.623	32.618	32:35.590									
14	2:11.069	36.089	36.483	23.985	34.512	34:46.659									
15	2:57.685 B	42.148	42.831	28.606	1:04.100	37:44.344									
16	8:47.272	7:06.693	38.540	26.061	35.978	46:31.616									
17	2:30.081 B	36.034	40.908	27.370	45.769	49:01.697									
9 Jose L Albors Aleixandre															
BALBOR MOTORSPORT C.A.							RENAULT CLIO CUP IV								
1	3:23.159	1:18.004	47.709	31.233	46.213	3:23.159									
2	2:22.324	41.514	39.244	25.883	35.683	5:45.483									
3	2:21.412	40.205	39.107	26.514	35.586	8:06.895									
4	2:23.445	39.390	40.160	27.840	36.055	10:30.340									
5	2:26.322	44.526	40.195	26.019	35.582	12:56.662									
6	2:21.516	39.104	40.005	26.288	36.119	15:18.178									
7	2:23.531	38.886	41.280	27.400	35.965	17:41.709									
8	2:19.181	38.382	39.386	25.686	35.727	20:00.890									
9	2:21.292	39.531	39.985	25.915	35.861	22:22.182									
10	2:23.794	41.188	40.202	26.349	36.055	24:45.976									
11	2:33.116 B	42.384	40.843	27.215	42.674	27:19.092									
12	5:49.318	4:01.804	39.935	26.227	41.352	33:08.410									
13	2:16.059	37.631	38.242	25.153	35.033	35:24.469									
14	2:36.242 B	38.656	43.090	28.581	45.915	38:00.711									
15	7:43.896	6:03.574	39.316	25.743	35.263	45:44.607									
16	2:18.066	39.547	38.162	25.379	34.978	48:02.673									
17	2:19.544	39.818	39.122	25.331	35.273	50:22.217									
13 Joan Vinyes Rodriguez															
BAPORO MOTORSPORT							CUPRA TCR DSG								
1	3:11.361	1:26.386	41.469	27.871	35.635	3:11.361									
2	2:19.378	39.428	40.145	26.415	33.390	5:30.739									
3	2:10.890	36.321	37.256	24.712	32.601	7:41.629									
4	2:10.183	35.921	37.383	24.482	32.397	9:51.812									
5	2:09.281	36.034	36.894	23.922	32.431	12:01.093									
6	2:11.311	37.548	37.444	23.858	32.461	14:12.404									
7	2:24.535 B	37.120	38.593	26.534	42.288	16:36.939									
8	3:49.243	2:15.529	37.286	24.135	32.293	20:26.182									
9	2:10.320	37.854	36.439	23.723	32.304	22:36.502									
10	2:07.355	35.485	36.085	23.688	32.097	24:43.857									
11	2:09.989	37.230	36.432	24.050	32.277	26:53.846									
12	2:09.184	36.072	37.028	23.855	32.229	29:03.030									
13	2:08.180	36.526	35.823	23.587	32.244	31:11.210									
14	2:11.421	39.271	35.778	23.901	32.471	33:22.631									
15 Asier Gorostiza Telleria															
LURAUTO K.K.							BMW 240 I								
1	4:28.833	2:16.297	1:08.093	27.587	36.856	4:28.833									
2	2:18.236	37.440	39.734	25.074	35.988	6:47.069									
3	2:17.237	37.965	39.169	25.244	34.859	9:04.306									
4	2:17.551	37.446	40.144	25.785	34.176	11:21.857									
5	2:14.860	36.887	38.229	25.463	34.281	13:36.717									
6	2:13.370	36.931	37.558	24.543	34.338	15:50.087									
7	2:38.837 B	38.189	44.341	27.715	48.592	18:28.924									
8	6:11.961	4:33.323	39.183	25.060	34.395	24:40.885									
9	2:16.149	36.875	37.885	27.186	34.203	26:57.034									
10	2:13.072	36.694	37.792	24.621	33.965	29:10.106									
11	2:12.585	36.562	37.760	24.314	33.949	31:22.691									
12	2:29.436	42.698	43.973	27.485	35.280	33:52.127									
13	2:27.276 B	36.789	38.790	24.682	47.015	36:19.403									
14	9:39.504	7:57.938	40.686	24.705	36.175	45:58.907									
15	2:11.833	36.520	37.052	24.061	34.200	48:10.740									
16	2:58.451 B	43.542	51.995	29.749	53.165	51:09.191									
18 Jose Luis Lopez Valdivielso															
C.D.PLEMAR SPORT							RENAULT CLIO CUP IV								
1	3:18.614	1:17.132	47.313	31.649	42.520	3:18.614									
2	2:25.231	42.885	39.786	26.086	36.474	5:43.845									
3	2:22.022	39.841	39.689	26.342	36.150	8:05.867									
4	2:25.696	43.301	39.242	27.066	36.087	10:31.563									
5	2:20.394	39.543	38.990	26.289	35.572	12:51.957									
6	2:19.953	39.076	38.974	26.510	35.393	15:11.910									
7	2:19.755	38.682	39.773	26.032	35.268	17:31.665									
8	2:20.265	38.864	39.146	25.847	36.408	19:51.930									
9	2:21.420	39.597	39.224	27.198	35.401	22:13.350									
10	2:19.736	39.256	39.209	25.510	35.761	24:33.086									
11	2:18.360	38.596	38.758	25.530	35.476	26:51.446									
12	2:19.877	39.032	39.227	25.644	35.974	29:11.323									
13	2:18.243	38.246	39.143	25.548	35.306	31:29.566									
14	2:18.860	38.232	39.814	25.634	35.180	33:48.426									
15	2:40.330 B	38.332	39.463	34.456	48.079	36:28.756									
16	9:12.508	7:32.047	38.981	26.840	34.640	45:41.264									
17	2:14.705	37.408	37.873	24.833	34.591	47:55.969									
18	2:14.427	37.457	37.648	24.809	34.513	50:10.396									
36 Carlos Alvarez Sindin															
UCAV RACING							SEAT LEON SUPERCOPA MK2								
1	4:26.371	2:42.230	41.085	27.540	35.516	4:26.371									
2	2:19.632	38.845	39.289	25.580	35.918	6:46.003									
3	2:31.714 B	38.108	38.998	25.535	49.073	9:17.717									
4	3:46.558	2:05.835	39.267	26.242	35.214	13:04.275									
5	2:15.888	38.259	37.919	25.413	34.297	15:20.163									
6	2:15.542	37.470	37.500	25.883	34.689	17:35.705									
7	2:16.455	38.083	38.031	25.433	34.908	19:52.160									
8	2:38.268 B	39.936	39.350	28.706	50.276	22:30.428									
9	4:45.539	3:03.218	39.482	27.307	35.532	27:15.967									



GT-CET

CAMPEONATO DE ESPAÑA



GT-CET

Trofeo de velocidad Motorland 2024

Libres 2

Sector Analysis

— Invalidated Lap ■ Personal Best ■ Session Best B Crossing the pit lane

Lap	Time	Sector 1	Sector 2	Sector 3	Sector 4	Elapsed	Lap	Time	Sector 1	Sector 2	Sector 3	Sector 4	Elapsed
10	2:17.462	38.188	37.884	26.281	35.109	29:33.429	12	2:21.268 B	37.001	38.074	25.765	40.428	27:52.291
11	2:19.071	38.434	38.765	26.778	35.094	31:52.500	13	3:58.605	2:18.199	39.080	25.240	36.086	31:50.896
12	2:14.937	37.143	37.801	24.926	35.067	34:07.437	14	2:16.283	37.823	38.133	24.584	35.743	34:07.179
13	8:47.498 B	39.922	6:41.250	35.402	50.924	42:54.935	15	2:28.901 B	39.898	42.235	25.686	41.082	36:36.080

40 Jose Palomar Maroto
MOTOR CLUB SABADELL RENAULT CLIO CUP IV

1	2:39.159	54.635	41.450	26.863	36.211	2:39.159
2	2:17.422	37.900	38.845	25.277	35.400	4:56.581
3	2:24.966 B	38.556	38.935	25.838	41.637	7:21.547
4	6:35.408	4:56.677	38.306	25.402	35.023	13:56.955
5	2:18.392	37.992	38.921	25.557	35.922	16:15.347
6	2:19.260	37.426	39.518	26.052	36.264	18:34.607
7	2:30.651	44.319	43.496	27.635	35.201	21:05.258
8	2:15.168	37.498	37.651	24.786	35.233	23:20.426
9	2:18.291	40.409	37.766	25.071	35.045	25:38.717
10	2:21.857 B	37.653	37.671	25.313	41.220	28:00.574
11	5:06.490	3:25.858	38.498	25.059	37.075	33:07.064
12	2:17.625	40.064	37.440	25.581	34.540	35:24.689
13	3:11.148 B	46.150	50.380	35.299	59.319	38:35.837
14	7:04.292	5:25.815	38.290	25.429	34.758	45:40.129
15	2:13.679	36.848	38.003	24.331	34.497	47:53.808
16	2:13.153	36.642	37.458	24.688	34.365	50:06.961

45 Oscar Vergara Ulzurrun
LURAUTO K.K. MINI COOPER

1	3:44.397	1:50.154	43.999	32.044	38.200	3:44.397
2	2:26.164	42.366	40.347	26.326	37.125	6:10.561
3	2:22.414	39.325	40.123	25.800	37.166	8:32.975
4	2:21.307	39.566	39.859	25.302	36.580	10:54.282
5	2:21.942	39.669	40.085	25.852	36.336	13:16.224
6	2:20.607	39.077	39.630	25.365	36.535	15:36.831
7	2:20.388	38.868	39.814	25.584	36.122	17:57.219
8	2:20.961	39.231	40.237	25.030	36.463	20:18.180
9	2:21.490	39.317	40.151	25.728	36.294	22:39.670
10	2:41.009 B	41.455	44.062	29.026	46.466	25:20.679
11	4:08.704	2:19.414	43.147	27.276	38.867	29:29.383
12	2:28.413	42.039	40.949	28.290	37.135	31:57.796
13	2:22.852	39.053	40.452	26.481	36.866	34:20.648
14	2:37.176 B	40.289	40.761	27.804	48.322	36:57.824
15	9:11.488	7:24.241	43.711	26.543	36.993	46:09.312
16	2:24.299	39.387	40.687	26.402	37.823	48:33.611
17	2:23.562	39.380	40.406	26.049	37.727	50:57.173

66 Laurent Puitgmal
MOTOR CLUB SABADELL RENAULT CLIO CUP IV

1	2:30.714	47.827	42.043	25.450	35.394	2:30.714
2	2:17.028	38.348	38.365	25.339	34.976	4:47.742
3	2:14.928	37.559	37.798	24.938	34.633	7:02.670
4	2:16.124	38.225	38.038	24.999	34.862	9:18.794
5	2:15.096	37.575	37.855	25.068	34.598	11:33.890
6	2:14.337	37.380	37.631	24.734	34.592	13:48.227
7	2:27.761	42.712	43.512	25.823	35.714	16:15.988
8	2:18.061	37.624	39.029	26.584	34.824	18:34.049
9	2:14.127	37.221	37.615	24.766	34.525	20:48.176
10	2:13.932	37.247	37.749	24.395	34.541	23:02.108
11	2:28.915	40.124	43.233	30.992	34.566	25:31.023

70 Vicente Valles Piera
VSR MOTORSPORT AUDI TT

1	3:43.631	1:51.779	43.780	29.524	38.548	3:43.631
2	2:31.800	45.912	41.089	26.993	37.806	6:15.431
3	2:24.935	40.270	40.858	26.199	37.608	8:40.366
4	2:24.536	40.245	40.368	26.748	37.175	11:04.902
5	3:02.419 B	44.090	49.429	32.009	56.891	14:07.321
6	8:53.748	7:00.416	44.466	30.880	37.986	23:01.069
7	2:23.558	39.921	40.304	26.099	37.234	25:24.627
8	2:23.660	40.113	40.493	25.854	37.200	27:48.287
9	2:58.558 B	44.627	44.881	33.706	55.344	30:46.845

100 Pablo V Bras Silvero
ESCUDERIA FARAON PORSCHE 992 GT3 CUP

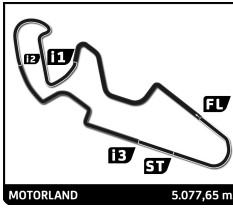
1	3:24.610	1:47.234	37.991	24.119	35.266	3:24.610
2	2:05.015	35.286	34.324	23.535	31.870	5:29.625
3	1:54.689	31.940	32.315	21.098	29.336	7:24.314
4	2:02.851	35.857	33.773	21.920	31.301	9:27.165
5	1:54.537	31.701	32.555	20.828	29.453	11:21.702
6	2:12.901 B	33.900	34.932	23.837	40.232	13:34.603
7	4:15.861	2:49.814	33.452	22.096	30.499	17:50.464
8	2:04.858 B	32.497	33.365	22.947	36.049	19:55.322
9	4:11.766	2:45.074	33.516	22.187	30.989	24:07.088
10	2:00.037	34.043	33.833	22.211	29.950	26:07.125
11	2:02.751	34.574	34.610	23.136	30.431	28:09.876
12	2:01.424	34.678	34.024	22.250	30.472	30:11.300
13	2:06.162 B	33.530	33.690	22.913	36.029	32:17.462
14	5:37.575 B	3:30.373	43.714	31.918	51.570	37:55.037
15	8:02.099	6:30.929	35.670	24.310	31.190	45:57.136
16	2:01.363	34.997	34.332	22.234	29.800	47:58.499
17	2:01.103	34.501	34.524	22.002	30.076	49:59.602
18	1:59.472	33.801	33.696	22.020	29.955	51:59.074

101 Lionel Amrouche
LIONEL AMROUCHE VORTEX 1.0

1	2:58.237	1:19.003	40.043	26.087	33.104	2:58.237
2	2:07.213	37.198	36.134	23.726	30.155	5:05.450
3	1:59.555	32.670	34.367	22.516	30.002	7:05.005
4	2:00.326	34.093	33.924	22.318	29.991	9:05.331
5	1:58.904	33.595	33.469	22.091	29.749	11:04.235
6	2:00.204	33.455	34.805	22.325	29.619	13:04.439
7	1:58.895	32.642	33.360	23.396	29.497	15:03.334
8	1:56.638	32.354	33.175	21.822	29.287	16:59.972
9	1:56.455	32.408	32.965	21.780	29.302	18:56.427
10	1:56.057	32.139	33.242	21.504	29.172	20:52.484
11	2:02.153	32.730	35.070	23.695	30.658	22:54.637
12	1:55.985	32.110	33.141	21.690	29.044	24:50.622
13	2:25.426 B	36.762	39.152	27.467	42.045	27:16.048
14	5:03.621	3:34.385	34.799	23.223	31.214	32:19.669

GT-CET

CAMPEONATO DE ESPAÑA



GT-CET

Trofeo de velocidad Motorland 2024

Libres 2

Sector Analysis

Invalidated Lap Personal Best Session Best B Crossing the pit lane

Lap	Time	Sector 1	Sector 2	Sector 3	Sector 4	Elapsed	Lap	Time	Sector 1	Sector 2	Sector 3	Sector 4	Elapsed
15	2:00.527	34.580	32.916	22.476	30.555	34:20.196	7	1:55.353	32.314	32.365	21.590	29.084	14:41.514
16	2:10.302 B	34.115	33.320	22.318	40.549	36:30.498	8	2:12.938 B	34.621	34.669	24.458	39.190	16:54.452
17	9:15.400	7:47.533	34.337	22.922	30.608	45:45.898	9	4:19.924	2:54.888	33.694	21.684	29.658	21:14.376
18	2:21.819	54.331	34.873	22.013	30.602	48:07.717	10	2:07.425	33.122	41.064	22.843	30.396	23:21.801
19	2:08.345 B	34.335	34.197	23.755	36.058	50:16.062	11	1:56.974	32.192	33.640	21.943	29.199	25:18.775

111 Pablo Yeregui Ybarra
CD DAGO AUDI R8

1	2:35.542	1:03.923	37.057	23.365	31.197	2:35.542
2	1:57.799	34.092	33.135	21.549	29.023	4:33.341
3	1:54.845	32.687	32.395	21.229	28.534	6:28.186
4	1:55.592	31.516	33.668	21.628	28.780	8:23.778
5	2:19.786 B	34.347	34.542	29.298	41.599	10:43.564
6	5:05.359	3:34.667	36.024	23.902	30.766	15:48.923
7	2:03.088	34.568	34.874	23.648	29.998	17:52.011
8	1:59.980	33.545	33.737	22.663	30.035	19:51.991
9	1:59.446	33.586	33.627	22.704	29.529	21:51.437
10	1:58.032	32.922	33.214	22.479	29.417	23:49.469
11	1:59.272	33.652	33.400	22.888	29.332	25:48.741
12	1:58.880	32.914	33.367	22.654	29.945	27:47.621
13	2:09.393 B	33.614	33.657	22.699	39.423	29:57.014
14	4:28.567	2:54.955	37.673	25.049	30.890	34:25.581
15	2:25.130 B	33.771	33.929	23.380	54.050	36:50.711
16	8:45.765	7:17.107	33.952	25.314	29.392	45:36.476
17	1:54.443	32.472	32.208	21.097	28.666	47:30.919
18	1:52.323	30.989	31.918	21.000	28.416	49:23.242
19	2:25.910 B	36.341	37.114	26.753	45.702	51:49.152

112 Pedro M Lourinho Bras
ESCUDERIA FARAON PORSCHE 992 GT3 CUP

1	3:43.631	1:56.571	43.071	28.861	35.128	3:43.631
2	2:21.255 B	41.069	37.403	24.256	38.527	6:04.886
3	3:23.724	1:53.191	35.095	23.784	31.654	9:28.610
4	2:02.241	34.636	34.172	22.759	30.674	11:30.851
5	2:01.731	33.858	34.155	22.797	30.921	13:32.582
6	1:59.795	33.119	33.429	22.606	30.641	15:32.377
7	2:00.752	33.182	33.849	23.390	30.331	17:33.129
8	2:01.242	34.042	33.666	22.433	31.101	19:34.371
9	1:59.884	33.468	33.701	22.681	30.034	21:34.255
10	1:59.828	32.944	33.961	22.538	30.385	23:34.083
11	2:01.031	33.665	33.902	22.611	30.853	25:35.114
12	2:08.218 B	33.348	35.199	22.652	37.019	27:43.332
13	4:47.843	3:16.840	36.031	23.901	31.071	32:31.175
14	2:01.111	33.692	34.131	22.652	30.636	34:32.286
15	2:22.285 B	33.098	34.787	25.268	49.132	36:54.571
16	9:02.736	7:32.426	34.923	24.569	30.818	45:57.307
17	2:01.666	35.425	34.011	22.471	29.759	47:58.973
18	2:01.202	34.574	34.364	22.498	29.766	50:00.175

113 Joan Vinyes Dabad
BAPORO MOTORSPORT PORSCHE 992 GT3 CUP

1	2:52.185	1:14.813	36.539	24.659	36.174	2:52.185
2	2:04.026	36.952	34.054	22.062	30.958	4:56.211
3	1:57.913	33.121	33.443	21.904	29.445	6:54.124
4	1:57.613	32.449	34.092	21.667	29.405	8:51.737
5	1:57.781	33.719	33.198	21.722	29.142	10:49.518
6	1:56.643	32.759	32.904	21.859	29.121	12:46.161

114 Hendrik Van Zoest
SKUALO COMPETICIÓN PORSCHE 992 GT3 CUP

1	3:09.334	1:25.727	40.174	27.144	36.289	3:09.334
2	2:07.861	39.399	34.933	22.730	30.799	5:17.195
3	2:01.253	34.335	33.796	22.299	30.823	7:18.448
4	2:00.169	33.510	33.541	22.212	30.906	9:18.617
5	2:00.765	34.073	33.722	22.524	30.446	11:19.382
6	1:59.421	33.338	33.728	22.175	30.180	13:18.803
7	2:08.166 B	34.169	34.064	22.680	37.253	15:26.969
8	5:56.881	4:18.917	42.081	24.579	31.304	21:23.850
9	1:59.566	33.112	33.732	22.118	30.604	23:23.416
10	2:10.907 B	34.871	34.074	24.727	37.235	25:34.323
11	4:09.303	2:42.522	33.885	22.470	30.426	29:43.626
12	2:03.229	34.042	35.430	23.403	30.354	31:46.855
13	1:59.391	33.286	33.253	22.472	30.380	33:46.246
14	2:00.191	33.475	34.020	22.290	30.406	35:46.437
15	2:58.092 B	44.463	50.062	31.864	51.703	38:44.529
16	7:14.272	5:45.613	35.199	22.877	30.583	45:58.801
17	2:05.719	35.719	34.575	24.323	31.102	48:04.520
18	2:03.003	35.698	34.038	22.952	30.315	50:07.523

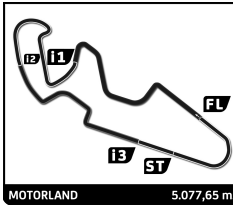
118 Alvaro Fontes Blanco
ESCUDERIA FARAON FERRARI 488 CH EVO

1	3:13.670	1:34.356	39.595	25.614	34.105	3:13.670
2	2:11.988	38.521	37.882	25.354	30.231	5:25.658
3	2:06.195	33.392	33.059	22.451	37.293	7:31.853
4	1:56.737	32.629	32.896	21.741	29.471	9:28.590
5	2:03.589 B	33.050			35.693	11:32.179
6	5:01.369	3:35.162	33.965	22.111	30.131	16:33.548
7	2:03.859 B	33.117	33.217	22.444	35.081	18:37.407
8	4:46.405	3:13.907	35.729	23.877	32.892	23:23.812
9	2:06.087	35.954	34.975	23.342	31.816	25:29.899
10	2:05.531	35.102	35.377	23.261	31.791	27:35.430
11	2:06.497	35.282	35.516	23.709	31.990	29:41.927
12	2:07.908	35.167	36.645	24.309	31.787	31:49.835
13	2:05.654	35.185	35.144	23.432	31.893	33:55.489
14	2:14.992 B	35.473	35.755	23.865	39.899	36:10.481
15	9:46.203	8:13.640	37.212	24.168	31.183	45:56.684
16	2:07.264	36.752	35.362	24.115	31.035	48:03.948
17	2:06.812	36.717	35.279	23.521	31.295	50:10.760

120 Jon Aizpurua Saenz
ESCUDERIA LA CORUÑA KTM GT2

GT-CET

CAMPEONATO DE ESPAÑA



GT-CET

Trofeo de velocidad Motorland 2024

Libres 2

Sector Analysis

Invalidated Lap Personal Best Session Best Crossing the pit lane

Lap	Time	Sector 1	Sector 2	Sector 3	Sector 4	Elapsed	Lap	Time	Sector 1	Sector 2	Sector 3	Sector 4	Elapsed
1	5:14.553	3:39.516	37.664	25.543	31.830	5:14.553	17	2:01.189	33.507	34.216	22.386	31.080	50:32.975
2	2:08.530	36.647	36.144	24.294	31.445	7:23.083	126 Josep Parera Martinell						
3	2:07.297	36.169	35.220	24.052	31.856	9:30.380	PCR SPORT CLUB ESPORTIU MERCEDES AMG GT4						
4	2:05.999	36.070	34.969	23.537	31.423	11:36.379	1	6:03.336	4:25.880	39.421	24.884	33.151	6:03.336
5	2:12.508	35.910	41.238	24.103	31.257	13:48.887	2	2:08.904	36.043	35.631	24.657	32.573	8:12.240
6	2:08.828	39.376	35.265	23.470	30.717	15:57.715	3	2:05.160	35.054	35.102	22.990	32.014	10:17.400
7	2:03.683	34.618	35.124	23.522	30.419	18:01.398	4	2:03.983	34.620	34.712	22.918	31.733	12:21.383
8	2:02.810	34.948	34.102	23.228	30.532	20:04.208	5	2:11.367 B	34.589	35.066	23.318	38.394	14:32.750
9	2:13.992 B	34.605	35.169	24.744	39.474	22:18.200	6	3:32.101	2:01.790	35.717	22.977	31.617	18:04.851
10	4:49.605	3:19.397	36.161	24.062	29.985	27:07.805	7	2:05.260	34.347	35.358	23.605	31.950	20:10.111
11	2:02.218	34.152	34.401	23.019	30.646	29:10.023	8	2:04.118	34.254	34.917	23.408	31.539	22:14.229
12	1:59.234	33.552	33.311	22.575	29.796	31:09.257	9	2:04.282	34.953	34.745	23.012	31.572	24:18.511
13	1:59.336	33.150	33.594	22.609	29.983	33:08.593	10	2:10.024 B	34.577	34.840	22.964	37.643	26:28.535
14	2:02.231	34.105	34.126	23.440	30.560	35:10.824	11	4:39.602	3:05.916	37.761	23.837	32.088	31:08.137
15	2:36.780 B	33.811	40.432	27.621	54.916	37:47.604	12	2:09.418	38.195	36.110	23.408	31.705	33:17.555
16	8:40.940	7:11.647	35.184	23.575	30.534	46:28.544	13	2:07.954	36.442	36.847	23.200	31.465	35:25.509
17	2:00.163	33.443	34.290	22.711	29.719	48:28.707	14	3:06.148 B	40.706	52.158	36.113	57.171	38:31.657
18	1:59.694	33.402	34.161	22.597	29.534	50:28.401	15	8:03.010	6:17.837	39.619	25.938	39.616	46:34.667

Lap	Time	Sector 1	Sector 2	Sector 3	Sector 4	Elapsed
122 Alejandro Barambio Perea						
GT CORSE PORSCHE 992 GT3 CUP						
1 2:27.376 57.361 35.750 23.679 30.586 2:27.376						
2 2:12.027 33.863 33.773 28.300 36.091 4:39.403						
3 1:56.167 32.293 32.660 21.990 29.224 6:35.570						
4 1:54.767 31.898 32.266 21.518 29.085 8:30.337						
5 2:00.814 B 31.991 32.978 21.288 34.557 10:31.151						
6 3:47.496 2:21.773 34.019 22.320 29.384 14:18.647						
7 1:53.693 31.577 32.369 20.937 28.810 16:12.340						
8 1:59.507 B 31.184 32.045 20.852 35.426 18:11.847						
9 3:52.694 2:24.075 34.598 23.363 30.658 22:04.541						
10 1:56.457 32.317 32.757 21.864 29.519 24:00.998						
11 1:57.865 32.747 33.399 21.787 29.932 25:58.863						
12 1:58.186 32.647 33.643 22.090 29.806 27:57.049						
13 2:04.965 B 32.809 33.475 22.512 36.169 30:02.014						
14 15:22.467 ... 35.375 23.461 30.262 45:24.481						
15 2:00.604 34.374 33.865 22.723 29.642 47:25.085						
16 1:57.563 32.668 33.207 21.978 29.710 49:22.648						
17 2:09.482 B 35.391 33.749 22.494 37.848 51:32.130						

Lap	Time	Sector 1	Sector 2	Sector 3	Sector 4	Elapsed
124 Manuel Bertolin Sanchis						
GT CORSE BMW M4 GT4						
1 3:04.325 1:03.942 47.180 29.396 43.807 3:04.325						
2 2:37.832 47.715 43.268 28.309 38.540 5:42.157						
3 2:39.616 47.399 41.417 27.759 43.041 8:21.773						
4 2:32.045 B 41.984 37.922 25.634 46.505 10:53.818						
5 4:33.671 2:56.102 41.812 23.904 31.853 15:27.489						
6 2:04.240 34.873 34.729 23.392 31.246 17:31.729						
7 2:02.967 34.065 34.176 22.365 32.361 19:34.696						
8 2:01.079 33.948 33.884 22.403 30.844 21:35.775						
9 2:01.450 33.682 34.267 22.461 31.040 23:37.225						
10 2:07.335 B 34.322 34.332 22.479 36.202 25:44.560						
11 4:57.325 3:16.242 37.604 25.368 38.111 30:41.885						
12 2:03.448 34.992 34.778 22.557 31.121 32:45.333						
13 2:01.808 33.964 34.288 22.371 31.185 34:47.141						
14 2:54.471 B 34.097 36.590 35.834 1:07.950 37:41.612						
15 8:47.632 7:06.830 41.853 25.915 33.034 46:29.244						
16 2:02.542 34.358 34.770 22.225 31.189 48:31.786						

Lap	Time	Sector 1	Sector 2	Sector 3	Sector 4	Elapsed
126 Josep Parera Martinell						
PCR SPORT CLUB ESPORTIU MERCEDES AMG GT4						
1 6:03.336 4:25.880 39.421 24.884 33.151 6:03.336						
2 2:08.904 36.043 35.631 24.657 32.573 8:12.240						
3 2:05.160 35.054 35.102 22.990 32.014 10:17.400						
4 2:03.983 34.620 34.712 22.918 31.733 12:21.383						
5 2:11.367 B 34.589 35.066 23.318 38.394 14:32.750						
6 3:32.101 2:01.790 35.717 22.977 31.617 18:04.851						
7 2:05.260 34.347 35.358 23.605 31.950 20:10.111						
8 2:04.118 34.254 34.917 23.408 31.539 22:14.229						
9 2:04.282 34.953 34.745 23.012 31.572 24:18.511						
10 2:10.024 B 34.577 34.840 22.964 37.643 26:28.535						
11 4:39.602 3:05.916 37.761 23.837 32.088 31:08.137						
12 2:09.418 38.195 36.110 23.408 31.705 33:17.555						
13 2:07.954 36.442 36.847 23.200 31.465 35:25.509						
14 3:06.148 B 40.706 52.158 36.113 57.171 38:31.657						
15 8:03.010 6:17.837 39.619 25.938 39.616 46:34.667						
16 2:53.247 B 35.793 49.128 37.206 51.120 49:27.914						

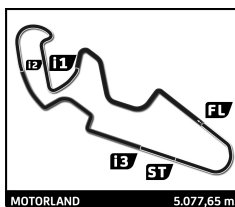
Lap	Time	Sector 1	Sector 2	Sector 3	Sector 4	Elapsed
133 Angel Santos Avalu						
ESCUDERIA LA CORUÑA LIGIER JS2R						
1 4:29.607 2:29.314 46.757 30.869 42.667 4:29.607						
2 2:30.560 B 46.114 39.895 24.934 39.617 7:00.167						
3 4:02.332 2:28.434 36.622 24.840 32.436 11:02.499						
4 2:07.658 35.840 35.990 23.725 32.103 13:10.157						
5 2:08.424 36.260 35.464 24.615 32.085 15:18.581						
6 2:06.487 35.607 35.787 23.448 31.645 17:25.068						
7 2:05.724 35.198 35.177 23.552 31.797 19:30.792						
8 2:04.131 34.442 34.926 23.115 31.648 21:34.923						
9 2:14.439 B 35.733 35.067 24.198 39.441 23:49.362						
10 4:24.322 2:49.391 36.929 25.264 32.738 28:13.684						
11 2:09.292 35.951 35.823 24.404 33.114 30:22.976						
12 2:06.992 35.939 35.249 23.206 32.598 32:29.968						
13 2:07.711 36.880 35.016 23.277 32.538 34:37.679						
14 2:22.694 B 35.500 35.291 24.987 46.916 37:00.373						
15 10:32.228 9:00.077 36.091 23.378 32.682 47:32.601						
16 2:06.544 35.726 35.561 22.951 32.306 49:39.145						
17 2:04.739 34.741 35.101 22.833 32.064 51:43.884						

Lap	Time	Sector 1	Sector 2	Sector 3	Sector 4	Elapsed
135 Leandro Martins						
RACAR MOTORSPORT PORSCHE 992 GT3 CUP						
1 2:44.010 1:09.112 37.518 23.882 33.498 2:44.010						
2 2:06.421 B 34.837 33.799 22.145 35.640 4:50.431						
3 3:43.778 2:19.838 32.515 21.828 29.597 8:34.209						
4 1:54.751 31.838 32.362 21.321 29.230 10:28.960						
5 1:57.419 32.436 33.543 21.916 29.524 12:26.379						
6 1:55.223 31.640 32.537 21.550 29.496 14:21.602						
7 1:54.772 31.797 32.633 21.391 28.951 16:16.374						
8 1:55.389 32.146 32.599 21.484 29.160 18:11.763						
9 1:55.624 31.765 32.415 21.779 29.665 20:07.387						
10 1:56.388 31.795 33.194 21.850 29.549 22:03.775						
11 1:54.473 31.889 32.236 21.184 29.164 23:58.248						
12 2:00.848 B 32.073 32.862 21.413 34.500 25:59.096						
13 7:30.658 5:52.361 38.030 26.727 33.540 33:29.754						
14 1:57.229 32.649 32.608 21.835 30.137 35:26.983						



GT-CET

CAMPEONATO DE ESPAÑA



GT-CET

Trofeo de velocidad Motorland 2024

Libres 2

Sector Analysis

— Invalidated Lap ■ Personal Best ■ Session Best B Crossing the pit lane

Lap	Time	Sector 1	Sector 2	Sector 3	Sector 4	Elapsed	Lap	Time	Sector 1	Sector 2	Sector 3	Sector 4	Elapsed
15	2:29.767 B	34.928	42.438	27.026	45.375	37:56.750							
16	7:48.565	6:19.011	34.843	23.039	31.672	45:45.315							
17	2:01.738	34.011	34.857	22.774	30.096	47:47.053							
18	1:57.141	32.586	32.919	21.860	29.776	49:44.194							
19	2:09.865	42.071	35.393	22.101	30.300	51:54.059							

191		Jean-Roch Piat		VELOSO MOTORSPORT		PORSCHE 991.1 GT3 CUP	
1	3:46.006	1:55.196	43.193	29.386	38.231	3:46.006	
2	2:22.478	41.601	40.129	26.857	33.891	6:08.484	
3	2:08.295	36.609	35.315	23.742	32.629	8:16.779	
4	2:08.274	35.200	36.670	24.517	31.887	10:25.053	
5	2:05.803	34.752	35.134	23.887	32.030	12:30.856	
6	2:04.345	35.048	34.821	22.929	31.547	14:35.201	
7	2:03.090	34.045	34.520	22.454	32.071	16:38.291	
8	2:04.105	34.263	34.868	23.086	31.888	18:42.396	
9	2:04.298	34.287	34.784	23.106	32.121	20:46.694	
10	2:12.646 B	34.385	35.320	23.967	38.974	22:59.340	
11	3:52.985	2:21.389	35.356	24.784	31.456	26:52.325	
12	2:05.221	35.195	34.764	23.488	31.774	28:57.546	
13	2:04.604	34.869	34.621	23.016	32.098	31:02.150	
14	2:04.119	34.518	34.671	22.705	32.225	33:06.269	
15	2:04.448	34.909	34.627	23.101	31.811	35:10.717	
16	2:40.307 B	35.632	44.257	31.695	48.723	37:51.024	
17	8:31.775	6:55.387	36.746	25.419	34.223	46:22.799	
18	2:31.862 B	37.396	42.854	26.926	44.686	48:54.661	

199		José Barros		VELOSO MOTORSPORT		PORSCHE 992 GT3 CUP	
1	3:40.355	1:53.463	43.386	28.803	34.703	3:40.355	
2	2:25.574	44.308	38.940	25.452	36.874	6:05.929	
3	2:03.131	35.522	34.229	22.863	30.517	8:09.060	
4	1:58.056	33.626	33.313	21.682	29.435	10:07.116	
5	1:56.645	32.497	33.161	21.647	29.340	12:03.761	
6	2:06.493 B	33.366	33.152	22.207	37.768	14:10.254	
7	4:36.541 B	2:51.407	36.547	23.808	44.779	18:46.795	
8	26:49.483	...	35.922	24.167	30.520	45:36.278	
9	1:59.311	34.171	33.589	21.713	29.838	47:35.589	
10	1:59.113	33.258	34.067	21.828	29.960	49:34.702	
11	2:27.439 B	32.933	33.896	34.472	46.138	52:02.141	